



*Original Article*

## Synthesizing of oil palm empty fruit bunch lignin derivatives and potential use for production of linerboard coating

Danupong Narapakdeesakul, Waranyou Sridach, and Thawien Wittaya\*

*Department of Material Product Technology, Faculty of Agro-Industry,  
Prince of Songkla University, Hat Yai, Songkhla, 90112 Thailand.*

Received 18 March 2013; Accepted 1 August 2013

---

### Abstract

This work describes the synthesis of oil palm empty fruit bunch (OPEFB) lignin derivatives and their performance for the production of linerboard coating. OPEFB lignin derivatives were synthesized by the reactions of OPEFB lignin and soy bean oil with two proportions (OPEFB lignin: soy bean oil at 1:1 and 1:2). The formation of the derivatives was confirmed by FTIR analysis. OPEFB lignin derivative-based coatings were produced by mixing of oxidized starch solution and 5% lignin derivatives with the addition of 1% arabic gum (w/w of the derivatives) as the stabilizer. It was found that the OPEFB lignin derivative-based coatings had low viscosity similar to commercial wax. OPEFB lignin derivative-coated linerboards had a better ( $p < 0.05$ ) water resistance than the linerboard coated with commercial wax. However, an inverse trend was found for the contact angle. The results showed that increasing the soy bean oil content for synthesizing did not affect the water resistance of coated linerboards ( $p \geq 0.05$ ). The mechanical properties, including ring crush, tensile and bursting strength of linerboards coated with OPEFB lignin derivatives and commercial wax were not different ( $p \geq 0.05$ ). The results point out that the OPEFB lignin derivatives had a performance suitable for use as linerboard coating. It provided a better water resistance of the coated linerboards, and was also more environmental friendly.

**Keywords:** coating, OPEFB lignin, lignin derivative, linerboard, water resistance

---

### 1. Introduction

Corrugated box is one of the most popular packaging used for transporting a wide range of products. It is effective, lightweight and worthwhile in terms of manufacturing cost. Corrugated board structure consists of the corrugated medium and the linerboard. It has been known that paper is very sensitive to the moisture; hence the coatings are necessary in enhancing the moisture resistivity of the papers. Nowadays, the coatings used in the paper industry are the petroleum-based polymers such as polyethylene (PE) and wax. An increase in demand of their uses results in an increase in oil consumption. In addition, these synthetic materials are

not degradable in normal environment and they cause serious environmental problems. Therefore, the materials derived from renewable resources and agricultural wastes have become a focus of interest to use as an alternative for coating production (Lim *et al.*, 2004; Rodríguez *et al.*, 2007).

Oil palm is one of the major industrial crops of the southern region of Thailand. The palm oil industry plays an important role in the economic development of the country and in enhancing the economic welfare of the population (Chavapari *et al.*, 2006). In 2010, the oil palm plantations in Thailand increased to  $4.4 \times 10^6$  rai (about  $1.7 \times 10^6$  acres) and a large quantity of fresh fruit bunches (FFB) was harvested approximately  $8.2 \times 10^6$  tons (Phitthayapinant and Nissapa, 2010). Many factories in the southern region have worked on palm oil production for the main goal in domestic consumption. For every FFB entered to the oil extraction processes, about 25% of oil palm empty fruit bunches (OPEFB) will be

---

\* Corresponding author.

Email address: [thawean.b@psu.ac.th](mailto:thawean.b@psu.ac.th)

produced (Ibrahim and Chuah, 2004). OPEFB solid wastes contain high moisture content because of the steam used for sterilization, hence they are not suitable as fuel. Nowadays, OPEFB solid wastes have become a major problem of the oil palm refineries. Although there is some usability of OPEFB, such as a fertilizer for oil plantation and a material for growing mushrooms.

Previous literature has described that the OPEFB contains lignin as the component approximately about 25% (Jeffries, 1994; Boerjan *et al.*, 2003). Lignin is a complex aromatic heteropolymer which comprises a lot of subunits connected by C-C and C-O-C linkages. It presents the hydrophobic behavior and the ability to stabilize mixtures (Park *et al.*, 2008). Hence it is possible to use the lignin as a coating material for enhancing the water resistance of papers. This approach is a way to reduce the OPEFB wastes in the oil palm industries and also to increase their economic value. Furthermore, lignin is more environmentally friendly than synthetic polymers because it is based on renewable resources and is degradable in the normal environment.

Preliminary, the lignin-based coating we prepared by mixing of oxidized solution and %5 w/v OPEFB lignin with the addition of 1% arabic gum (w/w of lignin) as a stabilizer. It was found that the OPEFB's lignin based coating showed good coating characteristics and provided as good coated linerboard properties, as well as the commercial wax (Narapakdeesakul *et al.*, 2013). However, the lignin structure consists of the methoxy groups which are suitable for the chemical modification. Thus it is possible to improve the hydrophobicity of lignin by the structural modification for a better waterproof performance of the lignin-based coating.

The objective of this study was to develop the OPEFB lignin derivative-based coating with a good waterproof performance for the linerboard coating. OPEFB's lignin-soybean oil derivatives were synthesized by the reactions of OPEFB's lignin and soybean oil. The performance of OPEFB lignin derivative-based coatings was compared with the commercial wax in terms of coating viscosity and coated linerboard properties (water absorption, contact angle, and ring crush, tensile and bursting strength).

## 2. Methodology

### 2.1 Raw materials

Oil palm empty fruit bunches (OPEFB) were supplied by the Virgin Vegetable Oil Co., Ltd., Songkhla, Thailand. The linerboards (KS170) and the commercial wax (WR390) were obtained from Thai Containers Songkhla (1994) Co., Ltd., Songkhla, Thailand. Arabic gum (stabilizer) was purchased from Merck KGaA, Darmstadt, Germany. Oxidized starch was supplied by the Siam Modified Starch Co., Ltd., Pathumthani, Thailand. Soybean oil (A-ngun™) was bought from the retail market. Other chemicals were purchased from S.V. Medico Co. Ltd, Songkla, Thailand.

### 2.2 Lignin preparation

Oil palm empty fruit bunches were washed with clean water 3-5 times, chopped into small pieces and then dried in a hot air oven for at least 72 hours. A suspension of chopped OPEFB and 20% NaOH solution (1:15 w/v) was cooked at 170°C for 120 min in a rotary digester (Model RDB-D352, from Nanasiam Intertrade Co., Ltd.). After that, the liquid phase (black liquor) was separated through a strainer and then was stored in an ambient temperature for 24 hours. For the lignin precipitation, 4M sulfuric acid was added to the liquor until the pH was reduced to 5 (this procedure was performed using airflow to remove the odorous compounds given off during precipitation). The liquor was then stored in an ambient temperature for 24 hours. After that, the liquor was filtered through a filter paper to separate lignin sediment from an aqueous, and then the lignin was neutralized with clean water. The solution remaining in lignin was evaporated in a vacuum oven at 70°C for 48 hours. The lignin was ground in a mortar, sieved through a 200 mesh strainer, and then stored in an ambient temperature in the absence of daylight.

### 2.3 Synthesis of lignin derivatives

The procedure for synthesizing the lignin derivatives was modified from Anstonson *et al.* (2008). OPEFB lignin dissolving in acetone (3:30 g/ml) was combined with a mixture of soybean oil and concentrated sulfuric acid (15:0.1 g/ml). The mixing proportions used were 1:1 and 1:2 w/w. The mixtures were stirred in three neck round flask at 70°C for 2.5 h under a nitrogen flow. After the reaction ended, the mixtures were cooled to room temperature and washed in pentane to remove the excess oil from the lignin derivatives. The derivatives obtained were then dried in a vacuum oven for 48 hours to evaporate the excess pentane. After that, the derivatives were mashed in a mortar, sieved through a 200 mesh strainer, and stored in an ambient temperature in the absence of daylight.

### 2.4 FTIR analysis of lignin derivatives

FTIR analysis was performed to the lignin derivatives and starting materials using an infrared spectrometer (Model Equinox 55, from Bruker Corporation, Germany). The KBr pellet technique was used for preparing the samples. Each spectrum was recorded as % transmittance in a frequency range of 400-4000 cm<sup>-1</sup>.

### 2.5 Oil content analysis

Soxhlet extraction method was used to evaluate the remaining oil content in the lignin derivatives. The derivatives (2 g) were weighed on the filter papers, placed in Soxhlet extractors, and then extracted with a 150 ml of petroleum ether for 14 hours at the rate of 10 cycles per hour. After

extraction, the samples were dried at 50°C on a rotary evaporator to remove the petroleum ether. The samples were then dried at 100°C for 1 hour, and the oil content was calculated gravimetrically.

## 2.6 Coating preparation and linerboard coating procedures

The OPEFB lignin derivative-based coatings were prepared by mixing of 3% oxidized starch solution (as a coating medium) and OPEFB lignin derivative powder (5% w/v of starch solution) with the addition of 1% arabic gum (w/w of the derivative) as a stabilizer. The mixtures were homogenized at 10,000 rpm for 60 seconds, and then immediately applied to the linerboards by using a twin-rolls coating machine. The coating density was controlled at  $0.64 \pm 0.07 \text{ g/m}^2$ . All the coated linerboards were dried at 150°C for 1 min and conditioned at 50% RH in an ambient temperature for at least 48 hours before testing.

## 2.7 Coating viscosity measurement

The viscosity of coatings was measured by a Brookfield Viscometer (Model DV-II, from Brookfield Engineering Laboratory, USA). A 120 ml coating was poured into a 140 ml beaker and then performed with the apparatus using a S62 spindle at the speed of 200 rpm. The viscosity was recorded as centipoise (cP) at 1 min after the apparatus was started.

## 2.8 Testing of coated linerboard properties

### 2.8.1 Water absorption

Cobb test method was performed in accord with TAPPI T441. A specimen ( $5 \times 5 \text{ in}^2$ ) was fitted to the test kits, and then poured over it with a 100 ml of water. The water was poured off after 45 seconds, and then covered the specimen with the blotting paper and rolled immediately with a roller to remove the excess water. The water absorption (WA) value of specimen was calculated gravimetrically as weight gain per water contact area ( $\text{g/m}^2$ ).

### 2.8.2 Contact angle measurement

Surface contact angle of coated linerboards was measured using a contact angle measuring tool (Model OCA 15 EC, from Data Physics Instruments GmbH, Germany). A specimen was fitted to the tool and then the water was dripped on the specimen surface. The angle of the water drop was recorded at 1 second after dripping.

### 2.8.3 Ring crush and tensile testing

Ring crush and tensile properties of the coated linerboards were investigated with a Universal Testing Machine (Model LR30K, from LLOYD Instrument Co., Ltd.,

UK). The tensile test was performed following TAPPI T494. A specimen ( $15 \times 1.5 \text{ cm}^2$ ) was set in the clamps with the distance between clamps fixed at 10 cm. The tension force was applied to the specimen with a strain rate of 15 mm/min. For the ring crush test, TAPPI T818 was followed. A specimen ( $6 \times 0.5 \text{ in}^2$ ) was set in a circular block, and then the compressive force (0.5 in/min) was applied through the plate to the center of specimen. The results were reported as ring crush and tensile indexes (TI and BI) by dividing the maximum loads recorded by the basic weight of the papers so as to avoid the effect of different thicknesses.

### 2.8.4 Burst testing

The bursting strength of the coated linerboards was determined using a Mullen Bursting Tester (Model GT-7013-AD, from GOTECH Testing Machines Inc., Taiwan). A specimen ( $4 \times 4 \text{ in}^2$ ) was inserted between the clamping ring and diaphragm plate, and then a 100 psi of pneumatic pressure was applied to the specimen until it ruptured. The bursting strength recorded was divided by the basic weight of specimen and reported as bursting index (BI) so as to avoid the effect of different thicknesses.

## 2.9 Statistical analysis

The coated linerboard properties were investigated with at least eight replicates of the samples tested. Means with standard deviations were calculated and reported. Analysis of variance (ANOVA) with Duncan's Multiple Range Test (DMRT) was performed on the data obtained to assay the significant differences between coating treatments used. All significant values were expressed at 95% confidence level.

## 3. Results and Discussion

### 3.1 FTIR analysis of OPEFB's lignin derivatives

FTIR spectras of the OPEFB's lignin derivatives and starting materials are shown in Figure 1. Most absorption bands of both lignin derivatives presented the same intensities as those of the naïve (unmodified) lignin (Table 1), e. g., the bands of aliphatic and aromatic O-H stretching ( $3410 \text{ cm}^{-1}$ ), aliphatic C-H stretching ( $2926 \text{ cm}^{-1}$ ), and the aromatic bands of C=C stretching ( $1630 \text{ cm}^{-1}$ ), C=C skeletal vibration ( $1614 \text{ cm}^{-1}$ ), C-H in phase deformations ( $1330$  and  $1042 \text{ cm}^{-1}$ ) and C-H out of phase bending ( $896 \text{ cm}^{-1}$ ). However, an alteration in intensities was found in some bands (Table 2).

A decrease in transmittances of two absorption bands at  $1722$  and  $1214 \text{ cm}^{-1}$  was found for OPEFB's lignin derivatives and was clearer for the derivative obtaining from the reaction with double oil content. These bands were attributed to C=O stretching and C-O stretching (in ester) vibrations, respectively. This would be indicate that OPEFB's lignin derivative structures had been altered in the forms of C=O

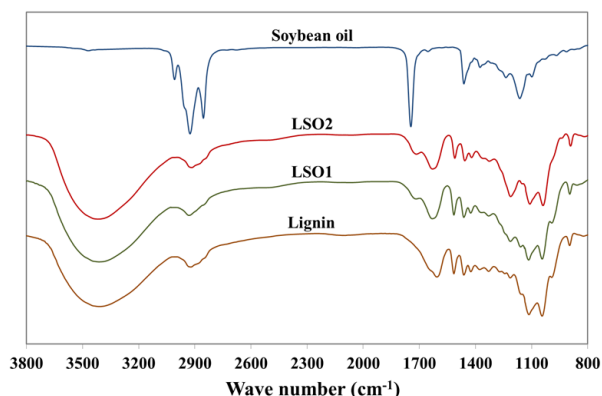


Figure 1. FTIR spectras of the starting materials and the OPEFB lignin derivatives obtained from the reactions with 1:1 (LSO1) and 1:2 (LSO2) proportions of lignin to soybean oil

and C-O increased directly with oil content.

The methyl ( $\text{CH}_3$ ) vibration bands of the OPEFB lignin derivatives presented an increase in transmittances compared with the native (unmodified) lignin and were clearer for the

derivatives obtaining from the reaction with double oil content, namely, a band of out-of-phase bending in symmetric vibration ( $1516 \text{ cm}^{-1}$ ), two bands of anti-symmetric vibrations ( $1462$  and  $1426 \text{ cm}^{-1}$ ), an umbrella type vibration band ( $1377 \text{ cm}^{-1}$ ) and a band of perpendicular rocking vibration ( $1159 \text{ cm}^{-1}$ ). An increase in transmittances of these bands indicated a reduction of  $\text{CH}_3$  functional groups in the derivative structures which was furthered with increasing the oil content.

As the FTIR results discussed above, the structures of OPEFB lignin derivatives were changed by the increase in ester linkages and the reduction in methyl groups compared with the unmodified lignin. Thus, the reaction of OPEFB lignin and soybean oil forming lignin-soybean oil derivative can be modeled (Figure 2). Methoxy groups ( $\text{OCH}_3$ ) in the lignin structure are described as the most active sites for the chemical modification (Antonsson *et al.*, 2008). They can be demethylated easily and hence create the sensitive  $-\text{O}$  sites. Under acidic condition, the nonpolar chains with  $-\text{C}=\text{O}$  ending segments would be created through breaking the ester linkage of triglycerides. Consequently, the  $-\text{O}$  sites of lignin and the  $-\text{C}=\text{O}$  endings of hydrocarbons chain would bond together and then the lignin derivative with ester

Table 1. Fundamental FTIR absorption bands of OPEFB lignin and its derivatives

Wave number ( $\text{cm}^{-1}$ )	Assignments
3410(s)	Al. and Ar. O-H stretching
2926(m)	Al. C-H stretching
1630(w)	Ar. C=C stretching
1614(m)	Ar. C=C skeletal vibration
1330(w)	Ar. C-H in phase deformation (syringyl lignin)
1042(m)	Ar. C-H in phase deformation (guaiacyl lignin)
896(m)	Ar. C-H out of phase stretching

s = strong, m = middle, w = weak (signal strength)

Al. = aliphatic, Ar. = aromatic (compound types)

The FTIR bands were reported in accordance with the other literature (Colom *et al.*, 2003; Ibrahim *et al.*, 2011; Lui *et al.*, 2011; Toledano *et al.*, 2012; Yang *et al.*, 2007).

Table 2. The changes in intensities of important FTIR bands of the OPEFB lignin derivatives.

Wave number ( $\text{cm}^{-1}$ )	Transmittance (%)			Assignments
	Lignin	LSO1	LSO2	
1722	N/A	84.6	82.1	C=O stretching
1516	63.4	69.6	77.7	$\text{CH}_3$ sym. bending
1462	62.4	67.3	75.1	$\text{CH}_3$ anti-sym. bending
1426	65.4	71.0	78.4	$\text{CH}_3$ anti-sym. bending
1377	67.3	71.3	N/A	$\text{CH}_3$ sym. umbrella type vibration
1214	59.8	46.3	44.2	C-O stretching (ester)
1159	41.0	46.4	53.1	$\text{CH}_3$ perpendicular rocking

N/A = not available (the peaks were not observed.)

The FTIR bands were reported according to the other literature (Azadfallah *et al.*, 2008; Colom *et al.*, 2003; Ibrahim *et al.*, 2011; Liu *et al.*, 2007; Lui *et al.*, 2011; Singh, 2008).

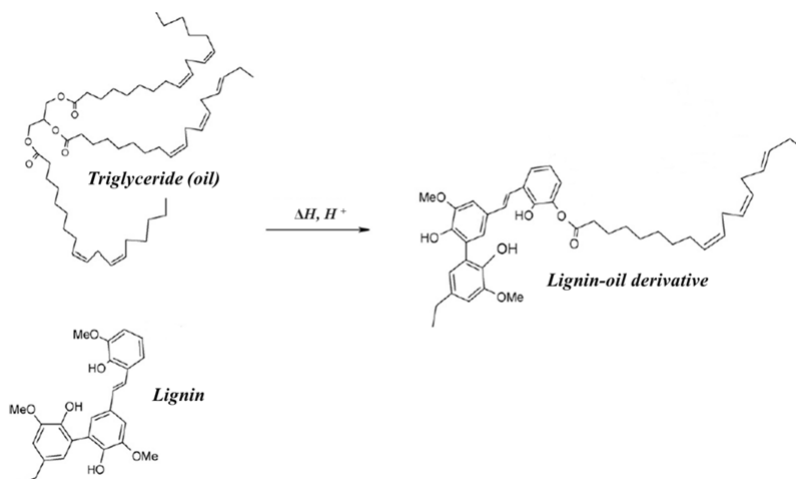


Figure 2. A possible formation of lignin-oil derivatives

linkages would be formed. When the oil content increased, this reaction was furthered because more nonpolar chains were created and could react with the lignin effectively.

### 3.2 Excess oil content of OPEFB's lignin derivatives

The results showed that the content of free soy bean oil remaining in OPEFB's lignin derivatives was very low. They found approximately about 0.43 and 0.50% in the derivatives obtained from the reaction of lignin and soybean oil at the ratios of 1:1 and 1:2, respectively (Table 3). From this analysis, it can be confirmed that the enhancement of coated linerboard properties was not influenced by the high excess

oil but resulted from the intrinsic features of the OPEFB's lignin derivatives.

### 3.3 Coating viscosity

The viscosity of OPEFB lignin derivative-based, OPEFB's lignin-based and commercial wax coatings were determined (Table 4). The viscosity of OPEFB's lignin- and OPEFB lignin derivative-based coatings was quite close to commercial wax coating (Table 4). By the reason of, their containing the same solid contents, including lignin/or derivatives, oxidized starch and arabic gum, their rheology was similar. In addition, the characteristics of the lignin and

Table 3. The remaining oil content in the OPEFB lignin derivatives

Oil content (%w.)	
LSO1	LSO2
0.43±0.02%	0.50±0.01%

LSO1 and LSO2 were the OPEFB's lignin derivatives synthesized by the reactions with 1:1 and 1:2 proportions of lignin to soybean oil, respectively.

Table 4. The viscosity of coatings

Coating treatments			
Lignin	LSO1	LSO2	Wax
23.0±0.2a	22.7±0.1a	22.6±0.1a	22.9±0.2a

The viscosity is expressed as centipoise (cP).

LSO1 and LSO2 were the coatings based on the OPEFB lignin derivatives synthesized by the reactions with 1:1 and 1:2 proportions of lignin to soybean oil, respectively. Means with different letters are significantly different ( $p < 0.05$ ).

its derivatives were also homologous; the structures of the derivatives have minor differences compared with the native (unmodified) lignin. Hence they would not alter the rheology of the coatings. According to the results, it can be observed that the viscosity of OPEFB lignin derivative-based coatings was close to that of the commercial wax coating. These indicate the advantages in terms of coating procedures of the industrial processes used. Furthermore, the derivative-based coatings have low viscosity, which is desired for good coating. Technically, the coating with too high viscosity may provide uneven paper surfaces and poor paper properties (Narapakdeesakul *et al.*, 2013).

### 3.4 Water absorption of coated linerboards

The moisture is a variant that greatly influences the mechanical properties of papers. As the moisture is absorbed, the water molecules can bond with the OH sites of celluloses and hence reduce the inter-bonding between the fibers. This causes a reduction in paper strength (Haslach, 2000). Consequently, the coatings are considered necessary in enhancing the moisture resistivity of the papers so as to maintain their strength.

Figure 3 demonstrates the water absorption of the linerboards coated with the OPEFB lignin-based coatings in comparison with other coated linerboards. Obviously, the OPEFB lignin derivative-coated linerboards had greater ( $p < 0.05$ ) water resistance than the others. The enhancement of water resistance of the coated linerboards resulted from the several factors. The hydrophobic feature of lignin has been assumed as the first determinant; lignin structure consists of some nonpolar functional groups especially the benzene rings. The physical changes of the coated linerboard surfaces are considered secondary. After coating processes, the lignin has been retained on the paper surfaces and is also attached to the fibers. Thus the surface areas of fibers that the water could penetrate through were reduced (Narapakdeesakul *et al.*, 2013).

Chemical modification (Figure 2) improved the hydrophobicity of lignin derivatives. This was because of the joining of nonpolar chains to their structures. Thus, the lignin derivative-based coatings provided greater ( $p < 0.05$ ) water resistance of the coated linerboards than the unmodified lignin-based coating. The same trend that the nonpolar chain improved the hydrophobicity of the coating material was described by Havimo *et al.* (2011). They found that the coating of alkyl chain-modified cellulose could enhance the water vapor barrier of the coated paperboards and was more effective with an increase in the degree of alkyl chain substitution. Increasing the oil content for synthesizing did not lead the OPEFB lignin derivative to show a better performance. The water resistance of the linerboards coated with both derivatives was not significantly different ( $p \geq 0.05$ ). This suggests that improving the hydrophobicity of lignin requires not much content of soy bean oil.

### 3.5 Water contact angle of coated linerboards

Basically, a wide contact angle of water drop should be shown on the surface with high water resistance. However, the present study found the surprising outcomes. Although the linerboards coated with OPEFB lignin- and OPEFB lignin derivative-based coatings showed greater ( $p < 0.05$ ) water resistance than the uncoated papers, their coated surfaces presented narrower ( $p < 0.05$ ) contact angles (Figure 4). The effect of oxidized starch has been assumed to be the cause of these unusual results. Amylose and amylopectin as the starch components are highly hydrophilic (Schenck and Hebeda, 1992). The addition of oxidized starch to the coatings would

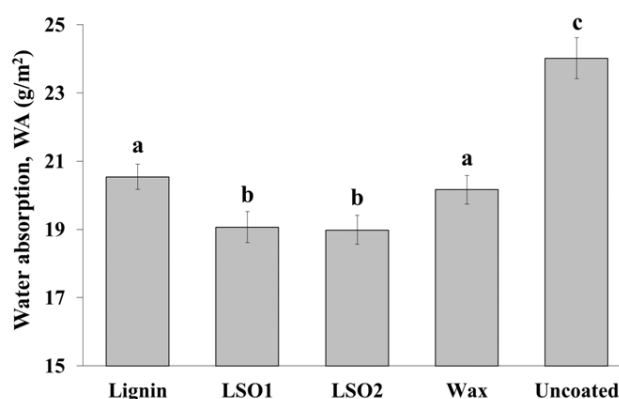


Figure 3. The water absorption of the linerboards coated with different coating treatments. Lignin = the OPEFB lignin-based coating, LSO1 and LSO2 = the coatings based on the OPEFB lignin derivatives synthesized by using the proportions of lignin to soy bean oil at 1:1 and 1:2, respectively. Different letters over the bars indicate significant differences between means ( $p < 0.05$ ).

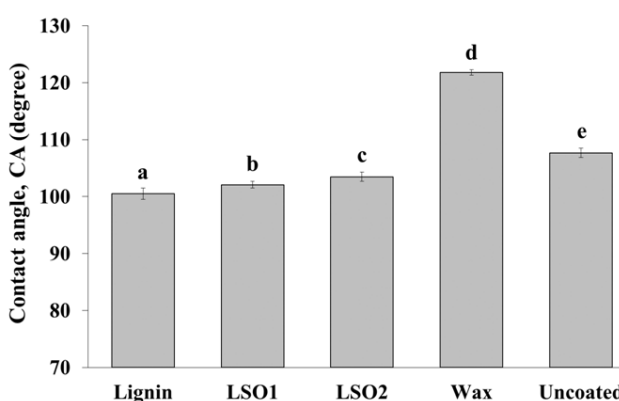


Figure 4. Water contact angle of the linerboards coated with different coating treatments. Lignin = the OPEFB lignin-based coating, LSO1 and LSO2 = the coatings based on the OPEFB lignin derivatives synthesized by using the proportions of lignin to soy bean oil at 1:1 and 1:2, respectively. Different letters over the bars indicate significant differences between means ( $p < 0.05$ ).

provide sensitive paper surfaces that could absorb water easily. Thus the linerboards coated with the lignin- and derivative-based coatings exhibited a reduction in surface contact angles compared with the uncoated ones.

As the results show, the linerboards coated with OPEFB lignin derivative-based coatings presented broader ( $p < 0.05$ ) contact angles than those coated with OPEFB's lignin-based coating. This was due to the structural modification giving the derivatives to a greater hydrophobicity, which was directly dependent on the oil quantity used for the synthesis. Antonsson *et al.* (2008) found that the filter paper treated with lignin-linseed oil derivative exhibited a wide contact angle while that of the filter paper treated with lignin was not measurable. This trend is the same as was found in our study, thus it is clear that the hydrophobicity of the lignin is really improved by the modification with the vegetable oils.

Not surprisingly, the superior contact angles were found on the surfaces of the linerboards with commercial wax coating. The structure of synthetic wax contains high amounts of long-chain fatty alcohols, fatty acids and alkenes, which make it highly hydrophobic (Khawaldia *et al.*, 2010).

Generally, the water absorption value is considered importantly to evaluate the water resistance of the paper much more than the water contact angle. The water absorption value indicates the resistivity to the permeation of water molecules through the internal structure of the paper, whereas the contact angle represents the water resistance of the paper surface only. Thus, it can be summarized that the OPEFB lignin derivative-based coatings was better than the commercial wax coating used in this study in terms of enhancing the water resistance of the coated linerboards.

### 3.6 Tensile properties of coated linerboards

Tensile testing is a measurement of fracture resistivity of the materials under the tension force. The tensile strength of paper is dependent on the strength, length, and surface area of fibers, and especially the interfiber bonding strength (Rabinovitch, 2003).

OPEFB lignin- and OPEFB lignin derivative-based coatings did not have an impact on the tensile strength of the coated linerboards, as well as the commercial wax. The tensile index of all linerboards was not significantly ( $p \geq 0.05$ ) different as seen in Figure 5. In general, the solid substrates can penetrate and be retained in the paper structures through the swelling of fibers during the coating processes. They may reduce the bonding strength between fibers and result in a reduction of tensile strength of the paper (Han and Krotchta, 2001). However, due to the solid fillers used in this study (lignin, lignin derivatives and oxidized starch) have the large size of particles/or molecules, they could not penetrate into the paper structures and would be retained only on the surfaces only. Thus they did not reduce the interfiber bonding, and hence a reduction of tensile index of the coated linerboards was not found.

### 3.7 Ring crush and bursting properties of coated linerboards

The ring crush test is the standard method for testing the compressive strength of the linerboards and corrugated mediums. It has been performed so as to evaluate the compressive resistance of the corrugated box. For the burst test has been widely used to evaluate the rupture resistance of the paper when a perpendicular force acts on the surface (Rhim *et al.*, 2006).

As shown in Figures 6 and 7, respectively, applying the OPEFB lignin- and OPEFB lignin derivative-based coatings did not significantly ( $p \geq 0.05$ ) alter the ring crush and bursting indexes of the coated linerboards, as well as the

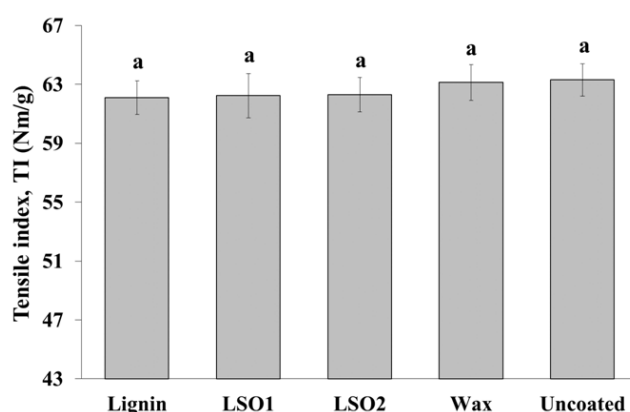


Figure 5. Tensile index of the linerboards coated with different coating treatments. Lignin = the OPEFB lignin-based coating, LSO1 and LSO2 = the coatings based on the OPEFB lignin derivatives synthesized by using the proportions of lignin to soy bean oil at 1:1 and 1:2, respectively. Different letters over the bars indicate significant differences between means ( $p < 0.05$ ).

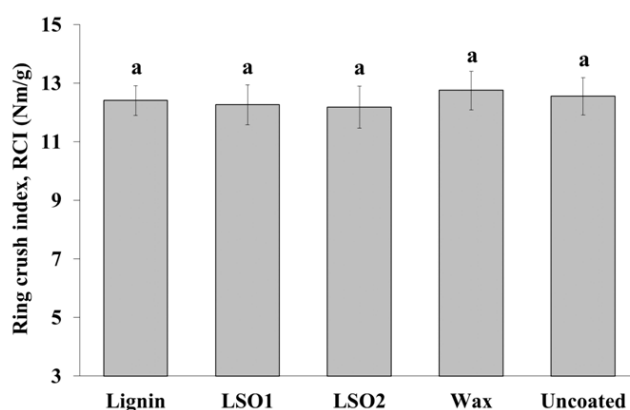


Figure 6. Ring crush index of the linerboards coated with different coating treatments. Lignin = the OPEFB lignin-based coating, LSO1 and LSO2 = the coatings based on the OPEFB lignin derivatives synthesized by using the proportions of lignin to soy bean oil at 1:1 and 1:2, respectively. Different letters over the bars indicate significant differences between means ( $p < 0.05$ ).

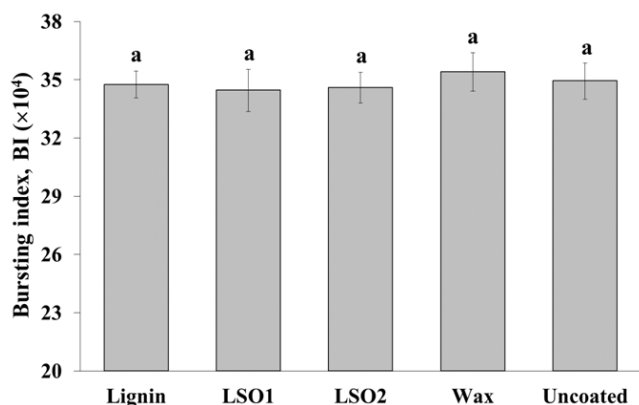


Figure 7. Bursting index of the linerboards coated with different coating treatments. Lignin = the OPEFB lignin-based coating, LSO1 and LSO2 = the coatings based on the OPEFB lignin derivatives synthesized by using the proportions of lignin to soy bean oil at 1:1 and 1:2, respectively. Different letters over the bars indicate significant differences between means ( $p < 0.05$ ).

commercial wax coating. Technically, ring crush and burst strength evaluations are associated with the microstructure deformation of the papers. The ring crush test is correlated with the compressive deformation whereas the burst test is involved with the breakdown of fibers. Hence the effect of solid substrates was not much to cause any alteration of ring crush and bursting indexes of the coated linerboards (Narapakdeesakul *et al.*, 2013). Rhim *et al.* (2006) reported the same trend that the applications of the coatings with the protein coating materials did not influence the ring crush strength of the coated paperboards. Our preliminary study also showed that the solid fillers added to the lignin-based coatings did not affect the bursting strength of the coated linerboards (Narapakdeesakul *et al.*, 2013).

#### 4. Conclusions

OPEFB lignin derivative-based coating had a very satisfactory performance for the production of linerboard coating. It provided better water resistance of coated linerboards than the OPEFB lignin-based and commercial wax coatings. Moreover, using of OPEFB lignin derivative-based coating did not downgrade the strength of coated linerboards. The results indicate that the OPEFB lignin derivative can be utilized as an alternative resource to replace the synthetic wax for producing the linerboard coating. This novel approach is the way to conserve the petroleum resources though reducing the demand of them as the starting materials in the wax manufacturing.

#### Acknowledgements

Financial support received from the Higher Education Research Promotion and National Research University Project

of Thailand, Office of the Higher Education Commission, is gratefully acknowledged.

#### References

- Antonsson, S., Henriksson, Johansson, M. and Lindström, M.E. 2008. Low  $M_w$ -lignin fractions together with vegetable oils as available oligomers for novel paper-coating applications as hydrophobic barrier. *Industrial Crops and Products*. 27, 98-103.
- Azadfallah, M, Mirshokraei, S.A., Latibari, A.J. and Parsapajouh, D. 2008. Analysis of photodegraded lignin on cellulose matrix by means of FTIR spectroscopy and high pressure size exclusion chromatography. *Iranian Polymer Journal*. 17, 73-80.
- Boerjan, W., Ralph, J. and Baucher, M. 2003. Lignin biosynthesis. *Annual Review of Plant Biology*. 54, 519-546.
- Chavalparit, O., Rulkens, W.H. and Khaodhair, S. 2006. Options for environmental sustainability of the crude palm oil industry in Thailand through enhancement of industrial ecosystems. *Environment Development and Sustainability*. 8, 271-287.
- Colom, X., Carrillo, F., Nogués, F. and Garriga, P. 2003. Structural analysis of photodegraded wood by means of FTIR spectroscopy. *Polymer Degradation and Stability*. 80, 543-549.
- Han, J.H. and Krochta, J.M. 2001. Physical properties and oil absorption of whey-protein-coated paper. *Journal of Food Science*. 66, 294-299.
- Haslach, H. W. 2000. The moisture and rate-dependent mechanical properties of paper: a review. *Mechanics of Time Dependent Materials*. 4, 169-210.
- Havimo, M., Jalomäki, J., Granström, M., Rissanen, A., Iivanainen, Kemell, M., Heikkilä, M., Sipi, M. and Kilpeläinen, I. 2011. Mechanical strength and water resistance of paperboards coated with long chain cellulose esters. *Packaging Technology and Science*. 24, 249-258.
- Ibrahim, M.N.M. and Chuah, S. B. 2004. Characterization of lignin precipitated from the soda black liquor of oil palm empty fruit bunch fibers by various mineral acids. *The Asean Science and Technology Network*. 2, 57-67.
- Ibrahim, M.N.M., Zakaria, N., Sipaut, C.S., Sulaiman, O. and Hashim, R. 2011. Chemical and thermal properties of lignins from oil palm biomass as a substitute for phenol in a phenol formaldehyde resin production. *Carbohydrate Polymer*. 86, 112-119.
- Jeffries, T.W. 1994. Biodegradation of lignin and hemicelluloses. In *Biochemistry of Microbial Degradation*, C. Ratledge, editor. Kluwer Academic Publishers, Dordrecht, U.S.A., pp. 233-277.
- Kawaldia, K., Arab-Tehrany, E. and Desobry, S. 2010. Biopolymer coatings on paper packaging materials. *Comprehensive Review in Food Science and Food Safety*. 9, 82-91.



- Lim, H.A., Raku, T. and Tokiwa, Y. 2004. A new method for the evaluation of biodegradable plastic using coated cellulose paper. *Macromolecule Bioscience*. 4, 875-881.
- Liu, Q., Wang, S., Zheng, Y., Luo, Z. and Cen, K. 2008. Mechanism study of wood lignin pyrolysis by using TG-FTIR analysis. *Journal of Analytical and Applied Pyrolysis*. 82, 170-177.
- Lui, Z., Fatehi, P., Jahan, M.S. and Ni, Y. 2011. Separation of lignocellulosic materials by combined processes of pre-hydrolysis and ethanol extraction. *Bioresource Technology*. 102, 1264-1269.
- Narapakdeesakul, D., Sridach, W. and Wittaya, T. 2013. Development of oil palm empty fruit bunches' lignin for production of linerboard coating: effect of selected stabilizers on coating characteristics and coated linerboard properties. *Progress Organic Coating*. 76, 482-487.
- Park, Y., Doherty, W.O.S. and Halley, P.J. 2008. Developing lignin-based resin coatings and composites. *Industrial Crops and Products*. 27, 163-167.
- Phitthayaphinant, P. and Nissapa, A. 2010. Financial analysis of biodiesel production from palm oil under stand-alone risk in the south of Thailand. *Proceedings of the 7th IMT-GT UNINET and the 3<sup>rd</sup> International PSU-UMS Conferences on Bioscience*, Songkhla, Thailand, November 9-11, 2010, 82-86.
- Rabinovitch, E.B. 2003. Effect of extrusion melt temperature on properties of flexible PVC. *Journal of Vinyl and Additive Technology*. 9, 61-64.
- Rhim, J.H., Lee, J.H. and Hong, S.I. 2006. Water resistance and mechanical properties of biopolymer (alginate and soy protein) coated paperboards. *LWT-Food Science and Technology*. 39, 806-813.
- Rodríguez, A., Batlle, R. and Nerin, C. 2007. The use of natural essential oil as antimicrobial solutions in paper packaging Part II. *Progress in Organic Coatings*, 60, 33-38.
- Schenck, F.W. and Hebeda, R.E. 1992. *Starch Hydrolysis Products; Worldwide Technology, Production and Application*. VCH, New York, USA., pp.650.
- Singh, J.S. 2008. FTIR and Raman spectra and fundamental frequencies of biomolecule: 5-methyluracil (thymine). *Journal of Molecular Structure*. 876, 127-133.
- Toledano, A., Erdocia, X., Serrano, L. and Labadi, J. 2012. Influence of extraction treatment on olive tree (*Olea europaea*) pruning lignin structure. *Environment Progress and Sustainable Energy*. 32, 1187-1194.
- Yang, H., Yan, R., Chen, H., Lee, D.H. and Zheng, C. 2007. Characteristics of hemicellulose and lignin pyrolysis. *Fuel*. 86, 1781-1788.